


How to Install the LOGIN Libraries

Mobile App

1.) GO TO THE GOOGLE PLAY STORE OR THE APPLE APP STORE ON YOUR DEVICE

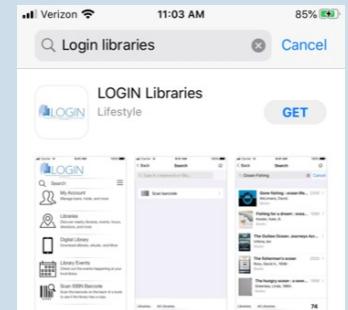


2.) SEARCH FOR LOGIN LIBRARIES

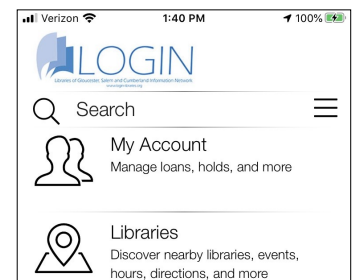
The app should have the logo to the right with the name Solus UK Ltd in the Google Play Store, and will list Gloucester County Library System as the seller in the Apple App Store.



3.) NEXT SELECT “INSTALL” IN GOOGLE PLAY, OR “GET” IN THE APPLE APP STORE TO INSTALL THE APP ON YOUR DEVICE



4.) OPEN THE APP THEN SELECT “MY ACCOUNT”, THEN SELECT “SIGN IN”



5.) SCAN YOUR LIBRARY CARD OR TYPE IN YOUR BARCODE NUMBER

If your library uses PINs enter your PIN number, if your library does not use PINs leave this field blank. Click Login, and that's it! You can now renew and look up items in our catalog.

